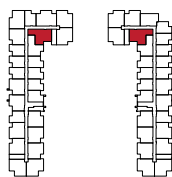
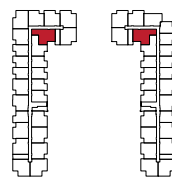


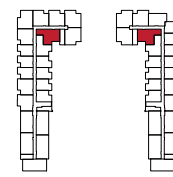
LEVEL 01



LEVEL 02



LEVEL 03 + 04 + 05



LEVEL 06

UNIT B1a

2 BED + DEN
UNIT AREA 1006 SQ.FT

Dimensions, sizes, specifications, layouts and materials are approximate only and subject to change without notice. E.&O.E.